

Active.X

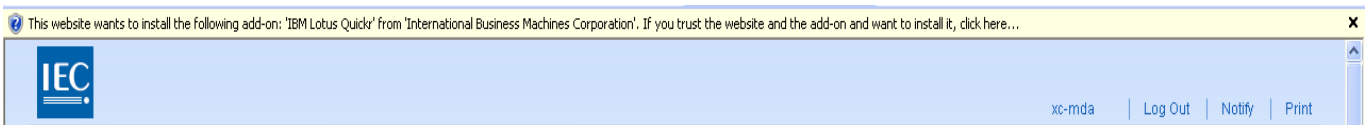
The use of the Collaboration Tools requires the installation of an ActiveX and a signed applet. The installation of both the ActiveX and the Applet is a requirement and it needs to be installed once only.

The print screens on this document clearly indicate that the ActiveX and Applet are signed and trusted.

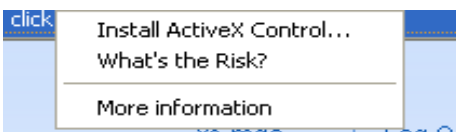
If your company does not allow you to make use of Active.X: the simple work-around is to use [Mozilla Firefox 3.6](http://www.mozilla.com/en-US/) (<http://www.mozilla.com/en-US/>) which should work fine.

How it works:

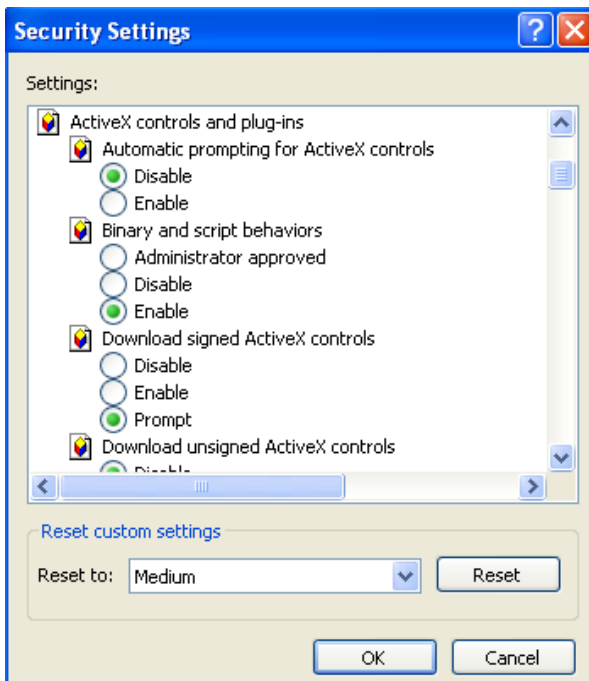
When you upload or download a document for the first time, you will be prompted to install a signed ActiveX with a pop up message on the top of the screen:



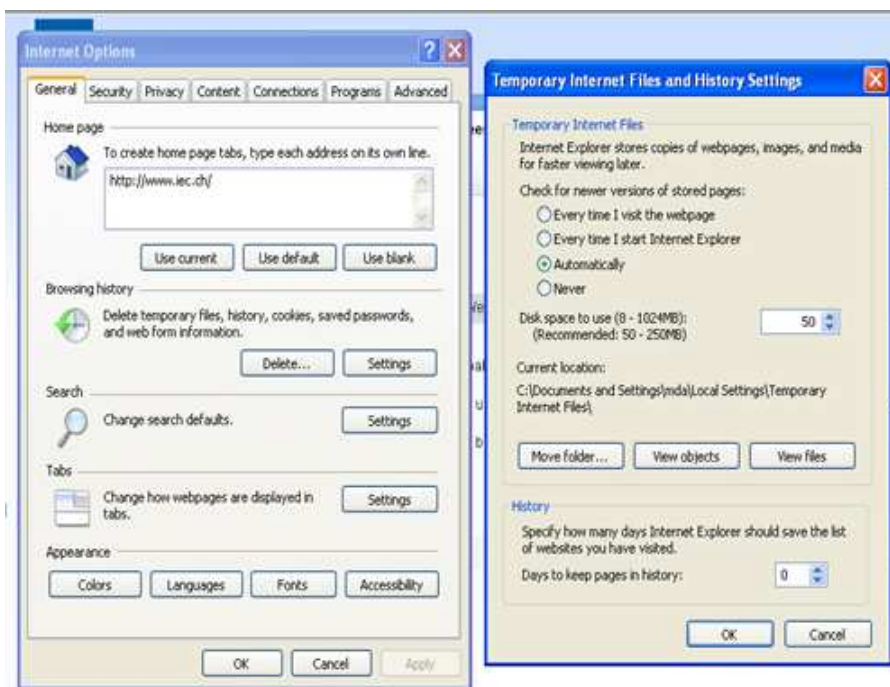
Click on the message, click on Install ActiveX control and confirm the installation:



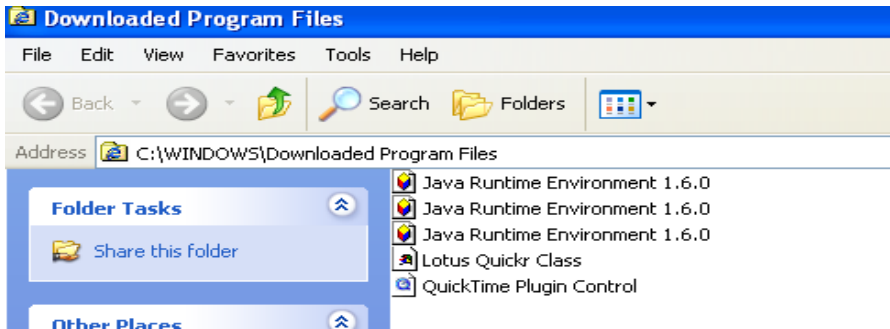
If you are not prompted with the pop up message, click on Tools, Internet options, click on the tab Security, click on Custom level. Select Prompt for the option Download Signed ActiveX controls:



To check that the ActiveX is installed, click on Tools, Internet options, under the section Temporary internet files click on Settings, then View objects



On the list, check that Quickr Class is installed:



If you do not install the ActiveX, you will not be able to upload or download any document.